

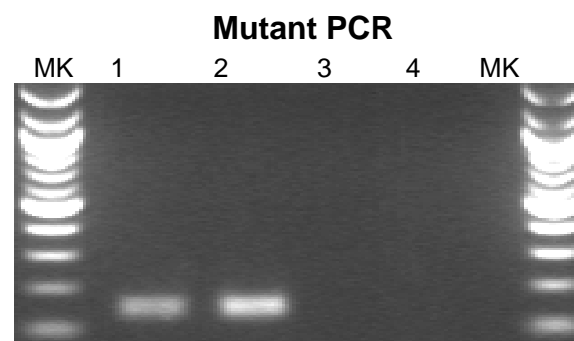
NIH-0750 Genotyping Strategies

Reaction Components	Vol (ul)
5X GoTaq Buffer	10
25mM MgCl ₂	3.5
10mM dNTPs	1
Primer 20 uM	1
Primer 20 uM	1
5 U/ul Taq polymerase	0.5
Water	28
Total mix volume	45
Tail lysate (1:20 dilution)	5
Total reaction volume	50

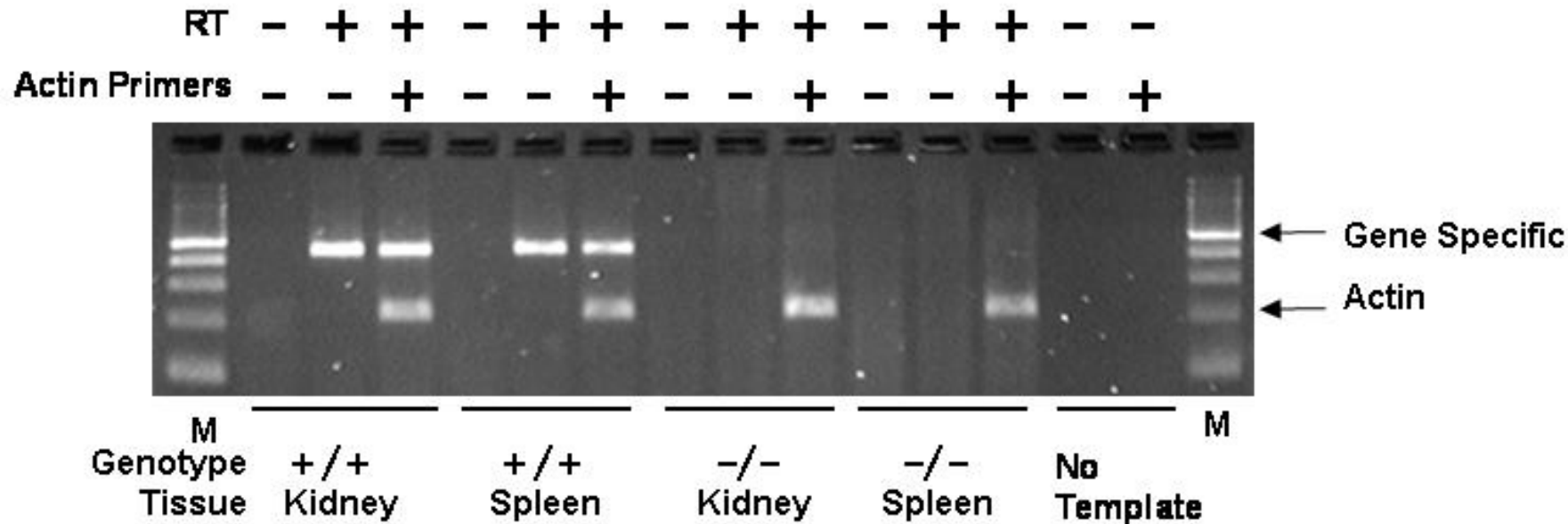
Step	Temp	Time	Note
1	94C	15"	
2	65C	30"	Decrease 1C/cycle
3	72C	40"	Go to 1, 10 cycles
4	94C	15"	
5	55C	30"	
6	72C	40"	Go to 4, 30 cycles

Primer Sequences (5' to 3')	
Mutant PCR: Primer 0750-5' and Primer LTR-rev, 168 bp	
Recommended Wt PCR: Primer 0750-5' and Primer 0750-3', 139 bp	
Primer LTR-rev	ATAAACCCCTCTTGCAGTTGCATC
Primer 0750-5'	GTTAGAGTGAATACGGTTGTCC
Primer 0750-3'	AGACTGGTGAATCCATGTCTGC

Well	Sample	Genotype
1	174	het
2	ES DNA	het
3	wt lysate	wt
4	water	no amp



QC Expression



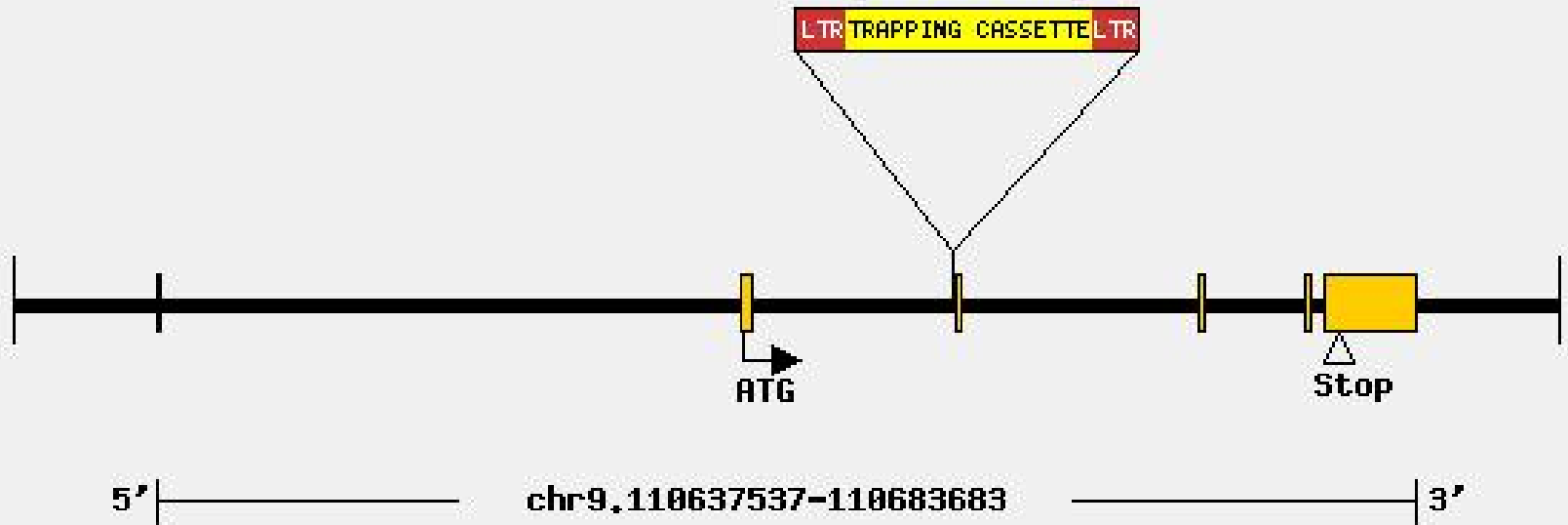
PCR 30 cycles

Mouse ID: 139

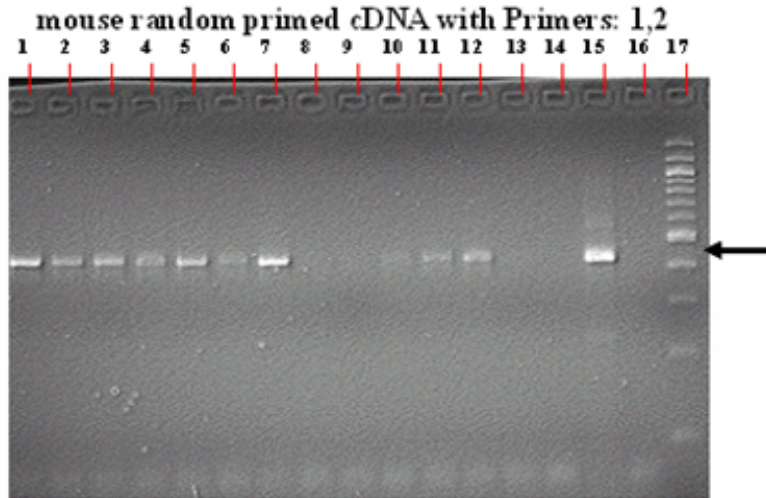
Primers: 1&2

QC Image

Accession: **NH_013785**



RT-PCR WT Expression



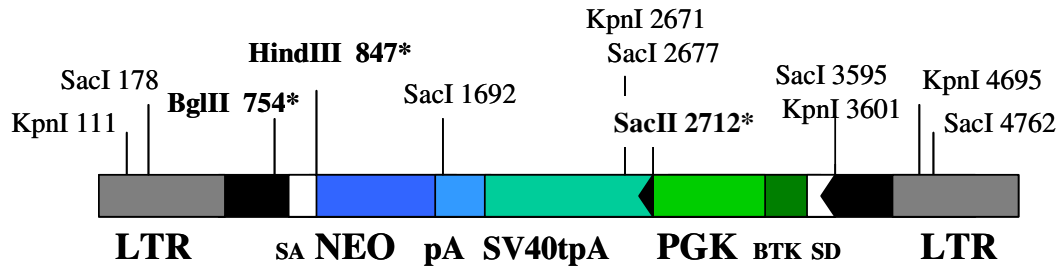
01/16/2002

Note: Expected band size denoted by arrow adjacent to 100bp ladder/marker.

Mouse cDNA Tissues

- 1) Brain
- 2) Thymus
- 3) Spleen
- 4) Lung
- 5) Kidney
- 6) Liver
- 7) Testis
- 8) Stomach
- 9) Small Intestine
- 10) Colon
- 11) Heart
- 12) Adipose
- 13) Skin
- 14) (-) Control
- 15) (+) Control- ES cell cDNA
- 16) (+) Control- Genomic/Lex1 DNA
- 17) 100 bp ladder/marker

VICTR 48 Omnibank Vector



Total Size: 5174 nucleotides

Non-Cutters: ApaI, XhoI, XmnI

* Unique sites

Location of components in VICTR 48:

LTR (viral long terminal repeat): 1-590, 4585-5174

SA (splice acceptor): 755-847

NEO: 867-1684

pA: 1688-1874

pA (SV40 poly adenylation sequence): 1875-2691

frt sites: 2733-2780, 3613-3661

PGK promoter: 2805-3321

BTK exon: 3356-3580

>VICTR 48

```
TGAAAGACCCCGCTGACGGGTAGTCAATCACTCAGAGGAGACCCTCCCAAG
GAACAGCGAGACCACAAGTCGGATGCAACTGCAAGAGGGTTTATTGGATACA
CGGGTACCCGGGCGACTCAGTCAATCGGAGGACTGGCGCGCCGAGTGAGGG
GTTGTGGGCTCTTTTATTGAGCTCGGGGAGCAGAAGCGCGCGAACAGAAGCG
AGAAGCGAACTGATTGGTTAGTTCAAATAAGGCACAGGGTCATTTTCAGGTCC
TTGGGGCACCCCTGGAAACATCTGATGGTTCTCTAGAACTGCTGAGGGCTGG
ACCGCATCTGGGGACCATCTGTTCTTGGCCCTGAGCCGGGGCAGGAACTGCT
TACCACAGATATCCTGTTTGGCCCATATTCAGCTGTTCCATCTGTTCTTGGCCC
TGAGCCGGGGCAGGAACTGCTTACCACAGATATCCTGTTTGGCCCATATTCA
GCTGTTCCATCTGTTTCTGACCTTGATCTGAACTTCTCTATTCTCAGTTATGTA
TTTTCCATGCCTTGCAAATGGCGTACTTAAGCTAGCTTGCCAAACCTACA
GGTGGGGTCTTTCATTCCCCCTTTTTCTGGAGACTAAATAAAATCTTTTATTT
TATCTATGGCTCGTACTCTATAGGCTTCAGCTGGTGATATTGTTGAGTCAAAA
CTAGAGCCTGGACCACTGATATCCTGTCTTTAACAAATTGGACTAATCGATAC
CGTCGATCGACCTCGACAGATCTTAAGCCAGTTTTTCGTACCCTTGACTGCGTT
```

TCATCGATTGCTACTAACATTGCCTTTTCCTCCTTCCCTCCCACAGGTGGAA
GAGCAAGCTTTGATGAGCCGCCACCATGGGATCGGCCATTGAACAAGATGGA
TTGCACGCAGGTTCTCCGGCCGCTTGGGTGGAGAGGCTATTTCGGCTATGACTG
GGCACAACAGACAATCGGCTGCTCTGATGCCGCCGTGTTCCGGCTGTCAGCG
CAGGGGCGCCCGGTTCTTTTTGTCAAGACCGACCTGTCCGGTGCCTGAATGA
ACTGCAGGACGAGGCAGCGCGGCTATCGTGGCTGGCCACGACGGGCGTTCCT
TGCGCAGCTGTGCTCGACGTTGTCACTGAAGCGGGAAGGGACTGGCTGCTAT
TGGGCGAAGTGCCGGGGCAGGATCTCCTGTCATCTCACCTTGCTCCTGCCGA
GAAAGTATCCATCATGGCTGATGCAATGCGGCGGCTGCATACGCTTGATCCG
GCTACCTGCCATTCGACCACCAAGCGAAACATCGCATCGAGCGAGCACGTA
CTCGGATGGAAGCCGGTCTTGTCGATCAGGATGATCTGGACGAAGAGCATCA
GGGGCTCGCGCCAGCCGAACCTGTTCCGCCAGGCTCAAGGCGCGCATGCCCGAC
GGCGAGGATCTCGTCGTGACCCATGGCGATGCCTGCTTGCCGAATATCATGG
TGAAAAATGGCCGCTTTTCTGGATTTCGACTGTGGCCGGCTGGGTGTGGCG
GATCGCTATCAGGACATAGCGTTGGCTACCCGTGATATTGCTGAAGAGCTTG
GCGGCGAATGGGCTGACCGCTTCCCTCGTGCTTTACGGTATCGCCGCTCCCGAT
TCGCAGCGCATCGCCTTCTATCGCCTTCTTGACGAGTTCTTCTGAGGGGATCA
ATTCTCTAGAGCTCGGGAGGTAAGTGGAGCGGCCGCAATAAAATATCTTTATT
TTCATTACATCTGTGTGTTGGTTTTTTGTGTGAATCGATAGTACTAACATACGC
TCTCCATCAAAACAAAACGAAACAAAACAAACTAGCAAAATAGGCTGTCCCC
AGTGCAAGTGCAGGTGCCAGAACATTTCTCTATCGAGGCGGCCCTGCGACT
CTAGAGGATCTGCGACTCTAGAGGATCATAATCAGCCATAACCACATTTGTAG
AGGTTTTACTTGCTTTAAAAAACCTCCCACACCTCCCCCTGAACCTGAAACAT
AAAATGAATGCAATTGTTGTTGTTAACTTGTTTGTGTTGCAGCTTATAATGGTTA
CAAATAAAGCAATAGCATCACAAATTCACAAATAAAGCATTTTTTTCACTGC
ATTCTAGTTGTGGTTTGTCCAAACTCATCAATGTATCTTATCATGTCTGGATCT
GCGACTCTAGAGGATCATAATCAGCCATAACCACATTTGTAGAGGTTTTACTTG
CTTTAAAAAACCTCCCACACCTCCCCCTGAACCTGAAACATAAAATGAATGC
AATTGTTGTTGTTAACTTGTTTATTGCAGCTTATAATGGTTACAAATAAAGCA
ATAGCATCACAAATTCACAAATAAAGCATTTTTTTCACTGCATTCTAGTTGT
GGTTTGTCCAAACTCATCAATGTATCTTATCATGTCTGGATCTGCGACTCTAG
AGGATCATAATCAGCCATAACCACATTTGTAGAGGTTTTACTTGCTTTAAAAAA
CCTCCCACACCTCCCCCTGAACCTGAAACATAAAATGAATGCAATTGTTGTTG
TTAACTTGTTTATTGCAGCTTATAATGGTTACAAATAAAGCAATAGCATCACA
AATTCACAAATAAAGCATTTTTTTCACTGCATTCTAGTTGTGGTTTGTCCAA
ACTCATCAATGTATCTTATCATGTCTGGATCCCCGGGTACCGAGCTCGAAGGC
CGGCCGTTTAAACCAATCGAATTCCCGCGGCTAGACCCAGCTTTCGGAAGTT
CCTATTCGGAAGTTCCTATTCTCTAGAAAGTATAGGAACTTCTCGATATGGTC
GATCGACCTGCAGGAATTCTACCGGGTAGGGGAGGCGCTTTTCCCAAGGCAG
TCTGGAGCATGCGCTTTAGCAGCCCCGCTGGGCACTTGGCGCTACACAAGTG
GCCTCTGGCCTCGCACACATTCCACATCCACCGGTAGGCGCCAACCGGCTCC
GTTCTTTGGTGGCCCCCTTCGCGCCACCTTCTACTCCTCCCCTAGTCAGGAAGT
TCCCCCGCCCCGAGCTCGCGTCGTGCAGGACGTGACAAATGGAAGTAGC
ACGTCTCACTAGTCTCGTGCAGATGGACAGCACCGCTGAGCAATGGAAGCGG
GTAGGCCTTTGGGGCAGCGGCCAATAGCAGCTTTGCTCCTTCGCTTTCTGGGC
TCAGAGGCTGGGAAGGGGTGGGTCCGGGGGCGGGCTCAGGGGCGGGCTCAG

GGGCGGGGCGGGCGCCCGAAGGTCCTCCGGAGGCCCGGCATTCTGCACGCTT
CAAAAGCGCACGTCTGCCGCGCTGTTCTCCTCCTCATCTCCGGGCCTTTC
GACCTGCAGGCGGCCGCGAATTCAGTACTGATTGCAGCGTACGGATCCGCCG
CCGCCATGGCTCCGGTAGGTCCAGAGTCTTCAGAGATCAAGTCCCACCTTCC
AAGTCCTGGCATCTCACGACGTCTGGGGAGCTACCTGCATTAAGTCAGAACT
GAGGTGGGTTTGGGCTGAGGTAGAGCCTGGGCAGAGGCCATAATTACTTCTT
GTGGAACCTCTCAAAGGTCGGACAGGAAGCATGGCTGGTTCATATATCTACT
GCCTCGAATCGATGAATTCGAGCTCGGTACCCGGGGATCGAAGTTCCTATTC
GGAAGTTCCTATTCTCTAGAAAGTATAGGAACTTCTCGACCTGCAGGCATGC
AAGCTGGGGGGTTCGACGTCGAGAAGGAGTGAGGGCTGGATAAAGGGAGGA
TCGAGGCGGGGTCGAACGAGGAGGTTCAAGGGGGAGAGACGGGGCGGATGG
AGGAAGAGGAGGCGGAGGCTTAGGGTGTACAAAGGGCTTGACCCAGGGAGG
GGGGTCAAAGCCAAGGCTTCCCAGGTCACGATGTAGGGGACCTGGTCTGGG
TGTCCATGCGGGCCAGGTGAAAAGACCTTGATCTTAACCTGGGTGATGAGGT
CTCGGTAAAGGTGCCGTCTCGCGGCCATCCGACGTTAAAGGTTGGCCATTCT
GCAGAGCAGAAGGTAACCCAACGTCTTCTTGACATCTACCGACTGGTTGT
GAGCGATCCGCTCGACATCTTCCAGTGACCTAAGGTCAAACCTAAGGGAGT
GGTAACAGTCTGGCCCATATTTTCAGACAAATACAGAAACACAGTCAGACAG
AGACAACACAGAACGATGCTGCAGCAGACAAGACGCGCGGCGCGGCTTCGG
TCCCAAACCGAAAGCAAAAATTCAGACGGAGGCGGGAACCTGTTTTAGGTTCT
CGTCTCCTACCAGAACCACATATCCCTCCTCTAAGGGGGGTGCACCAAAGAG
TCCAAAACGATCGGGATTTTTGGACTCAGGTCCGGGCCACAAAACGGCCCC
GAAGTCCCTGGGACGTCTCCAGGGTTGCGGCCGGGTGTTCCGAACTCGTCA
GTTCCACCACGGGTCCGCCAGATACAGAGCTAGTTAGCTAACTAGTACCGAC
GCAGGCGCATAAAATCAGTCATAGACACTAGACAATCGGACAGACACAGAT
AAGTTGCTGGCCAGCTTACCTCCCGGTGGTGGGTCCGTGGTCCCTGGGCAGG
GGTCTCCCGATCCCGGACGAGCCCCCAAATGAAAGACCCCCGCTGACGGGTA
GTCAATCACTCAGAGGAGACCCTCCCAAGGAACAGCGAGACCACAAGTCGG
ATGCAACTGCAAGAGGGTTTATTGGATACACGGGTACCCGGGCGACTCAGTC
AATCGGAGGACTGGCGCGCCGAGTGAGGGGTTGTGGGCTCTTTTATTGAGCT
CGGGGAGCAGAAGCGCGCGAACAGAAGCGAGAAGCGAACTGATTGGTTAGT
TCAAATAAGGCACAGGGTCATTTTCAGGTCCTTGGGGCACCCCTGGAAACATCT
GATGGTTCTCTAGAAACTGCTGAGGGCTGGACCGCATCTGGGGACCATCTGT
TCTTGGCCCTGAGCCGGGGCAGGAACTGCTTACCACAGATATCCTGTTTGGCC
CATATTCAGCTGTTCCATCTGTTCTTGGCCCTGAGCCGGGGCAGGAACTGCTT
ACCACAGATATCCTGTTTGGCCCATATTCAGCTGTTCCATCTGTTCCCTGACCTT
GATCTGAACTTCTCTATTCTCAGTTATGTATTTTTCCATGCCTTGCAAAATGGC
GTTACTTAAGCTAGCTTGCCAAACCTACAGGTGGGGTCTTTCA