

NIH-0059 Genotyping Strategies

Reaction Components	Vol (ul)
10X Sigma Buffer	5
25mM MgCl ₂	3.5
10mM dNTPs	2
Primer 20 uM	1.5
Primer 20 uM	1.5
5 U/ul Taq polymerase	0.5
Water	31
Total mix volume	45
Tail lysate (1:20 dilution)	5
Total reaction volume	50

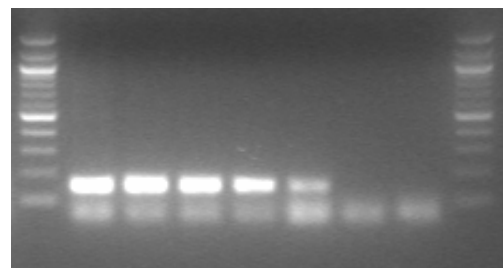
Step	Temp	Time	Note
1	94C	15"	
2	65C	30"	Decrease 1C/cycle
3	72C	40"	Go to 1, 10 cycles
4	94C	15"	
5	55C	30"	
6	72C	40"	Go to 4, 30 cycles

Primer Sequences (5' to 3')	
Mutant PCR: Primer LTR-2 and Primer 0059-lower, 154 bp	
Recommended Wt PCR: Primer 0059-5' and Primer 0059-lower, 161 bp	
Primer LTR-2	AAATGGCGTTACTTAAGCTAGCTTGC
Primer 0059-lower	TCCTCCATTGCCATTCTAGTTCCT
Primer 0059-5'	TCCCTAGCCATTCTAGCAAAGC

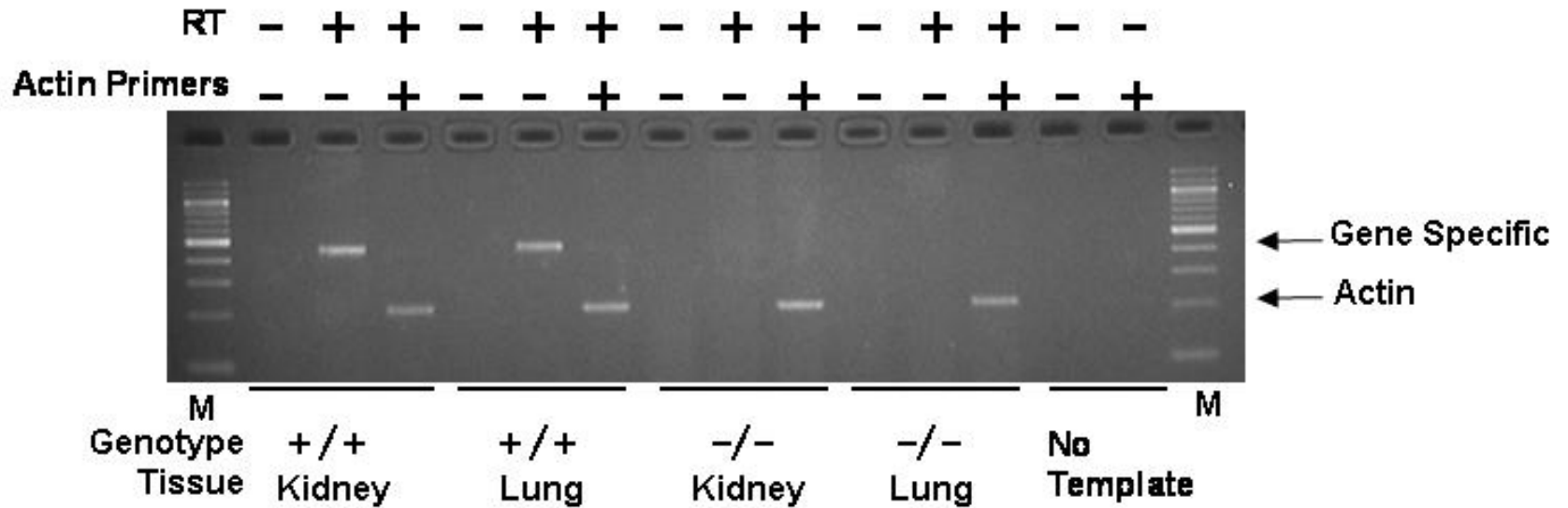
Well	Sample	Genotype
1	32	het
2	34	het
3	37	het
4	38	het
5	ES DNA	het
6	wt lysate	wt
7	water	no amp

Mutant PCR

MK 1 2 3 4 5 6 7 MK



QC Expression



PCR 40 cycles
 Primers: 1&2

Mouse ID: 101

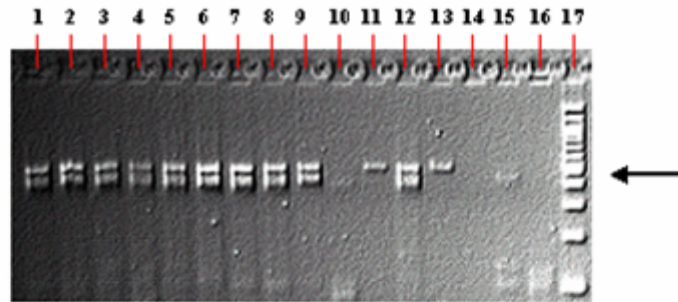
QC Image

Accession: **NH_009624**



RT-PCR WT Expression

mouse random primed cDNA with Primers: 1,2



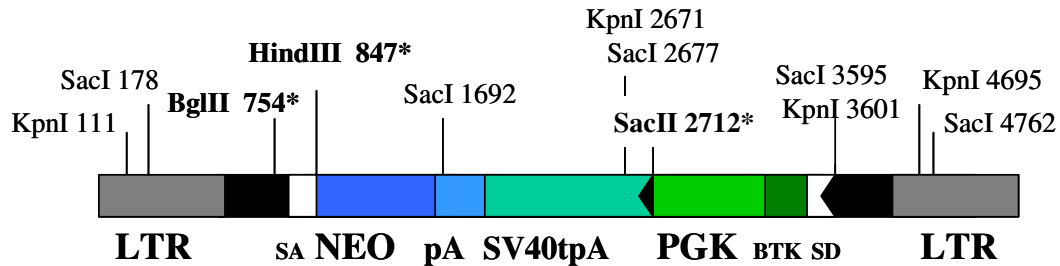
09/02/2003

Note: Expected band size denoted by arrow adjacent to 100bp ladder/marker.

Mouse cDNA Tissues

- 1) Brain
- 2) Spinal Cord
- 3) Eye
- 4) Thymus
- 5) Spleen
- 6) Lung
- 7) Kidney
- 8) Liver
- 9) Skeletal Muscle
- 10) Bone
- 11) Stomach, Small Intestine & Colon
- 12) Heart
- 13) Adipose
- 14) (-) Control
- 15) (+) Control- ES cell cDNA
- 16) (+) Control- Genomic/Lex1 DNA
- 17) 100 bp ladder/marker

VICTR 48 Omnibank Vector



Total Size: 5174 nucleotides

Non-Cutters: ApaI, XhoI, XmnI

* Unique sites

Location of components in VICTR 48:

LTR (viral long terminal repeat): 1-590, 4585-5174

SA (splice acceptor): 755-847

NEO: 867-1684

pA: 1688-1874

pA (SV40 poly adenylation sequence): 1875-2691

frt sites: 2733-2780, 3613-3661

PGK promoter: 2805-3321

BTK exon: 3356-3580

>VICTR 48

```
TGAAAGACCCCGCTGACGGGTAGTCAATCACTCAGAGGAGACCCTCCCAAG
GAACAGCGAGACCACAAGTCGGATGCAACTGCAAGAGGGTTTATTGGATACA
CGGGTACCCGGGCGACTCAGTCAATCGGAGGACTGGCGCGCCGAGTGAGGG
GTTGTGGGCTCTTTTATTGAGCTCGGGGAGCAGAAGCGCGCGAACAGAAGCG
AGAAGCGAACTGATTGGTTAGTTCAAATAAGGCACAGGGTCATTTTCAGGTCC
TTGGGGCACCCCTGGAAACATCTGATGGTTCTCTAGAACTGCTGAGGGCTGG
ACCGCATCTGGGGACCATCTGTTCTTGGCCCTGAGCCGGGGCAGGAACTGCT
TACCACAGATATCCTGTTTGGCCCATATTCAGCTGTTCCATCTGTTCTTGGCCC
TGAGCCGGGGCAGGAACTGCTTACCACAGATATCCTGTTTGGCCCATATTCA
GCTGTTCCATCTGTTTCTGACCTTGATCTGAACTTCTCTATTCTCAGTTATGTA
TTTTCCATGCCTTGCAAATGGCGTACTTAAGCTAGCTTGCCAAACCTACA
GGTGGGGTCTTTCATTCCCCCTTTTTCTGGAGACTAAATAAAATCTTTTATTT
TATCTATGGCTCGTACTCTATAGGCTTCAGCTGGTGATATTGTTGAGTCAAAA
CTAGAGCCTGGACCACTGATATCCTGTCTTTAACAAATTGGACTAATCGATAC
CGTCGATCGACCTCGACAGATCTTAAGCCAGTTTTTCGTACCCTTGACTGCGTT
```

TCATCGATTGCTACTAACATTGCCTTTTCCTCCTTCCCTCCCACAGGTGGAA
GAGCAAGCTTTGATGAGCCGCCACCATGGGATCGGCCATTGAACAAGATGGA
TTGCACGCAGGTTCTCCGGCCGCTTGGGTGGAGAGGCTATTTCGGCTATGACTG
GGCACAACAGACAATCGGCTGCTCTGATGCCGCCGTGTTCCGGCTGTCAGCG
CAGGGGCGCCCGGTTCTTTTTGTCAAGACCGACCTGTCCGGTGCCTGAATGA
ACTGCAGGACGAGGCAGCGCGGCTATCGTGGCTGGCCACGACGGGCGTTCCT
TGCGCAGCTGTGCTCGACGTTGTCACTGAAGCGGGAAGGGACTGGCTGCTAT
TGGGCGAAGTGCCGGGGCAGGATCTCCTGTCATCTCACCTTGCTCCTGCCGA
GAAAGTATCCATCATGGCTGATGCAATGCGGCGGCTGCATACGCTTGATCCG
GCTACCTGCCATTCGACCACCAAGCGAAACATCGCATCGAGCGAGCACGTA
CTCGGATGGAAGCCGGTCTTGTCGATCAGGATGATCTGGACGAAGAGCATCA
GGGGCTCGCGCCAGCCGAACCTGTTCCGCCAGGCTCAAGGCGCGCATGCCCGAC
GGCGAGGATCTCGTCGTGACCCATGGCGATGCCTGCTTGCCGAATATCATGG
TGAAAAATGGCCGCTTTTCTGGATTTCATCGACTGTGGCCGGCTGGGTGTGGCG
GATCGCTATCAGGACATAGCGTTGGCTACCCGTGATATTGCTGAAGAGCTTG
GCGGCGAATGGGCTGACCGCTTCCCTCGTGCTTTACGGTATCGCCGCTCCCGAT
TCGCAGCGCATCGCCTTCTATCGCCTTCTTGACGAGTTCTTCTGAGGGGATCA
ATTCTCTAGAGCTCGGGAGGTAAGTGGAGCGGCCGCAATAAAATATCTTTATT
TTCATTACATCTGTGTGTTGGTTTTTTGTGTGAATCGATAGTACTAACATACGC
TCTCCATCAAAACAAAACGAAACAAAACAAACTAGCAAAATAGGCTGTCCCC
AGTGCAAGTGCAGGTGCCAGAACATTTCTCTATCGAGGCGGCCCTGCGACT
CTAGAGGATCTGCGACTCTAGAGGATCATAATCAGCCATAACCACATTTGTAG
AGGTTTTACTTGCTTTAAAAAACCTCCCACACCTCCCCCTGAACCTGAAACAT
AAAATGAATGCAATTGTTGTTGTTAACTTGTTTGTGTTGCAGCTTATAATGGTTA
CAAATAAAGCAATAGCATCACAAATTCACAAATAAAGCATTTTTTTCACTGC
ATTCTAGTTGTGGTTTTGTCCAAACTCATCAATGTATCTTATCATGTCTGGATCT
GCGACTCTAGAGGATCATAATCAGCCATAACCACATTTGTAGAGGTTTTACTTG
CTTTAAAAAACCTCCCACACCTCCCCCTGAACCTGAAACATAAAATGAATGC
AATTGTTGTTGTTAACTTGTTTATTGCAGCTTATAATGGTTACAAATAAAGCA
ATAGCATCACAAATTCACAAATAAAGCATTTTTTTCACTGCATTCTAGTTGT
GGTTTGTCCAAACTCATCAATGTATCTTATCATGTCTGGATCTGCGACTCTAG
AGGATCATAATCAGCCATAACCACATTTGTAGAGGTTTTACTTGCTTTAAAAAA
CCTCCCACACCTCCCCCTGAACCTGAAACATAAAATGAATGCAATTGTTGTTG
TTAACTTGTTTATTGCAGCTTATAATGGTTACAAATAAAGCAATAGCATCACA
AATTCACAAATAAAGCATTTTTTTCACTGCATTCTAGTTGTGGTTTTGTCCAA
ACTCATCAATGTATCTTATCATGTCTGGATCCCCGGGTACCGAGCTCGAAGGC
CGGCCGTTTTAAACCAATCGAATTCCCGCGGCTAGACCAGCTTTCGGAAGTT
CCTATTCGGAAGTTCCTATTCTCTAGAAAGTATAGGAACTTCTCGATATGGTC
GATCGACCTGCAGGAATTCTACCGGGTAGGGGAGGCGCTTTTCCCAAGGCAG
TCTGGAGCATGCGCTTTAGCAGCCCCGCTGGGCACTTGGCGCTACACAAGTG
GCCTCTGGCCTCGCACACATTCCACATCCACCGGTAGGCGCCAACCGGCTCC
GTTCTTTGGTGGCCCCCTTCGCGCCACCTTCTACTCCTCCCCTAGTCAGGAAGT
TCCCCCCC GCCCGCAGCTCGCGTCGTGCAGGACGTGACAAATGGAAGTAGC
ACGTCTCACTAGTCTCGTGCAGATGGACAGCACCGCTGAGCAATGGAAGCGG
GTAGGCCTTTGGGGCAGCGGCCAATAGCAGCTTTGCTCCTTCGCTTTCTGGGC
TCAGAGGCTGGGAAGGGGTGGGTCCGGGGGCGGGCTCAGGGGCGGGCTCAG

GGGCGGGGCGGGCGCCCGAAGGTCCTCCGGAGGCCCGGCATTCTGCACGCTT
CAAAAGCGCACGTCTGCCGCGCTGTTCTCCTCCTCATCTCCGGGCCTTTC
GACCTGCAGGCGGCCGCGAATTCAGTACTAGTGCAGCGTACGGATCCGCCG
CCGCCATGGCTCCGGTAGGTCCAGAGTCTTCAGAGATCAAGTCCCACCTTCC
AAGTCCTGGCATCTCACGACGTCTGGGGAGCTACCTGCATTAAGTCAGAACT
GAGGTGGGTTTGGGCTGAGGTAGAGCCTGGGCAGAGGCCATAAATTACTTCTT
GTGGAACCTCTCAAAGGTCGGACAGGAAGCATGGCTGGTTCATATATCTACT
GCCTCGAATCGATGAATTCGAGCTCGGTACCCGGGGATCGAAGTTCCTATTC
GGAAGTTCCTATTCTCTAGAAAGTATAGGAACTTCTCGACCTGCAGGCATGC
AAGCTGGGGGGTTCGACGTCGAGAAGGAGTGAGGGCTGGATAAAGGGAGGA
TCGAGGCGGGGTCGAACGAGGAGGTTCAAGGGGGAGAGACGGGGCGGATGG
AGGAAGAGGAGGCGGAGGCTTAGGGTGTACAAAGGGCTTGACCCAGGGAGG
GGGGTCAAAGCCAAGGCTTCCCAGGTCACGATGTAGGGGACCTGGTCTGGG
TGTCCATGCGGGCCAGGTGAAAAGACCTTGATCTTAACCTGGGTGATGAGGT
CTCGGTAAAGGTGCCGTCTCGCGGCCATCCGACGTTAAAGGTTGGCCATTCT
GCAGAGCAGAAGGTAACCCAACGTCTTCTTGACATCTACCGACTGGTTGT
GAGCGATCCGCTCGACATCTTCCAGTGACCTAAGGTCAAACCTAAGGGAGT
GGTAACAGTCTGGCCCATATTTTCAGACAAATACAGAAACACAGTCAGACAG
AGACAACACAGAACGATGCTGCAGCAGACAAGACGCGCGGCGCGGCTTCGG
TCCCAAACCGAAAGCAAAAATTCAGACGGAGGCGGGAACCTGTTTTAGGTTCT
CGTCTCCTACCAGAACCACATATCCCTCCTCTAAGGGGGGTGCACCAAAGAG
TCCAAAACGATCGGGATTTTTGGACTCAGGTCCGGGCCACAAAACGGCCCC
GAAGTCCCTGGGACGTCTCCAGGGTTGCGGCCGGGTGTTCCGAACTCGTCA
GTTCCACCACGGGTCCGCCAGATACAGAGCTAGTTAGCTAACTAGTACCGAC
GCAGGCGCATAAAATCAGTCATAGACACTAGACAATCGGACAGACACAGAT
AAGTTGCTGGCCAGCTTACCTCCCGGTGGTGGGTCCGTGGTCCCTGGGCAGG
GGTCTCCCGATCCCGGACGAGCCCCCAAATGAAAGACCCCCGCTGACGGGTA
GTCAATCACTCAGAGGAGACCCTCCCAAGGAACAGCGAGACCACAAGTCGG
ATGCAACTGCAAGAGGGTTTATTGGATACACGGGTACCCGGGCGACTCAGTC
AATCGGAGGACTGGCGCGCCGAGTGAGGGGTTGTGGGCTCTTTTATTGAGCT
CGGGGAGCAGAAGCGCGCGAACAGAAGCGAGAAGCGAACTGATTGGTTAGT
TCAAATAAGGCACAGGGTCATTTTCAGGTCCTTGGGGCACCCCTGGAAACATCT
GATGGTTCTCTAGAAACTGCTGAGGGCTGGACCGCATCTGGGGACCATCTGT
TCTTGGCCCTGAGCCGGGGCAGGAACTGCTTACCACAGATATCCTGTTTGGCC
CATATTCAGCTGTTCCATCTGTTCTTGGCCCTGAGCCGGGGCAGGAACTGCTT
ACCACAGATATCCTGTTTGGCCCATATTCAGCTGTTCCATCTGTTCCCTGACCTT
GATCTGAACTTCTCTATTCTCAGTTATGTATTTTTCCATGCCTTGCAAAATGGC
GTTACTTAAGCTAGCTTGCCAAACCTACAGGTGGGGTCTTTCA